



# GroPep Bioreagents

## IGFBP-1 Polyclonal Antibody (Rabbit)

### Description

This IGFBP-1 antibody was prepared by immunising rabbits with a 12 amino acid peptide derived from the central domain of human IGFBP-1 linked to diphtheria toxoid. The peptide sequence is located immediately upstream of the thyroglobulin type-1 domain and is unique to IGFBP-1. The antibody recognises human IGFBP-1 but not IGFBP-2, 3, 4, 5 or 6 or related proteins. Although the sequence is specific to human IGFBP-1, the antibody does recognise rat and mouse IGFBP-1. Sequence analysis suggests that it should be specific for IGFBP-1 in non-human primates and may also work in several species, although this should be experimentally determined. The immunoglobulin fraction was purified by Protein A affinity chromatography. The antibody is suitable for use in immunoassay, immunoblotting and immunohistochemistry.

### References:

Brinkman A *et al* (1988) EMBO Journal **7**, 2417-2423  
Schuller AG *et al* (1993) Growth Regulation **3**, 32-34

### Immunogen:

Derived from UniProtKB/Swiss-Prot sequence ID P08833 human IGFBP-1. The peptide sequence is amino-acids 161-172 (IGFBP-1<sub>136-147</sub>) conjugated to diphtheria toxoid.

### Source:

Affinity purified rabbit antiserum

### Specificity:

Recognises Human, rat and mouse IGFBP-1 (phosphorylated and non-phosphorylated forms). Specificity for other species should be determined. No cross-reactivity against IGFBP-2, 3, 4, 5 or 6.

### Appearance:

Lyophilized powder

### Storage/Stability:

At least 2 years at 2 - 4°C (lyophilized).  
After reconstitution store at -20°C or -80°C  
Avoid freeze-thaw cycles

### Reconstitution:

Dissolve the vial contents in 200 µl sterile water and then dilute in a buffer suitable for the application.

### Application and Titre:

Each application and titre should be determined in house.  
The recommended range for use is 1:250 – 1:10,000

### Product Codes and Pricing

#### IGFBP-1

#### Polyclonal Antibody

200 µg

PAAH1

US\$150

### Related Products:

Human IGFBP-1

**\*\*NOT FOR USE IN HUMANS\*\***

GroPep Bioreagents Pty Ltd  
51 West Thebarton Road  
Thebarton SA 5031  
Australia

ABN 93 147 032 166

Telephone: +61 8 7222 1051

Postal Address:  
PO Box 10065  
Adelaide Business Centre  
SA 5000  
Australia

Email:  
[info@gropep.com](mailto:info@gropep.com)

Internet:  
[www.gropep.com](http://www.gropep.com)

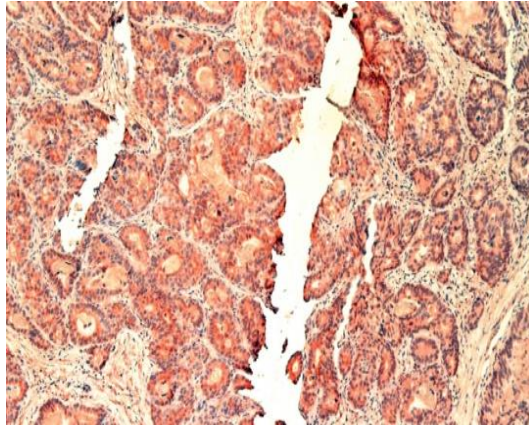


Figure 1 Human gastric carcinoma metastases in liver

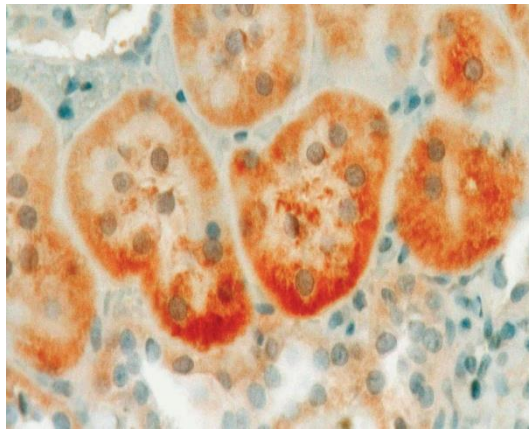


Figure 2 Rat kidney

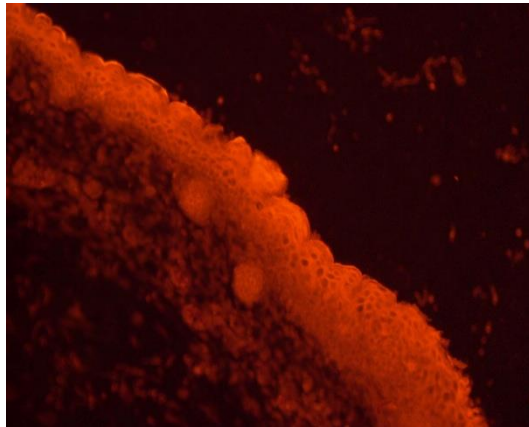


Figure 3 Rat embryo skin

**GroPep Bioreagents Pty Ltd**  
51 West Thebarton Road  
Thebarton SA 5031  
Australia

**ABN** 93 147 032 166

**Telephone:** +61 8 7222 1051

**Postal Address:**  
PO Box 10065  
Adelaide Business Centre  
SA 5000  
Australia

**Email:**  
[info@gropep.com](mailto:info@gropep.com)

**Internet:**  
[www.gropep.com](http://www.gropep.com)